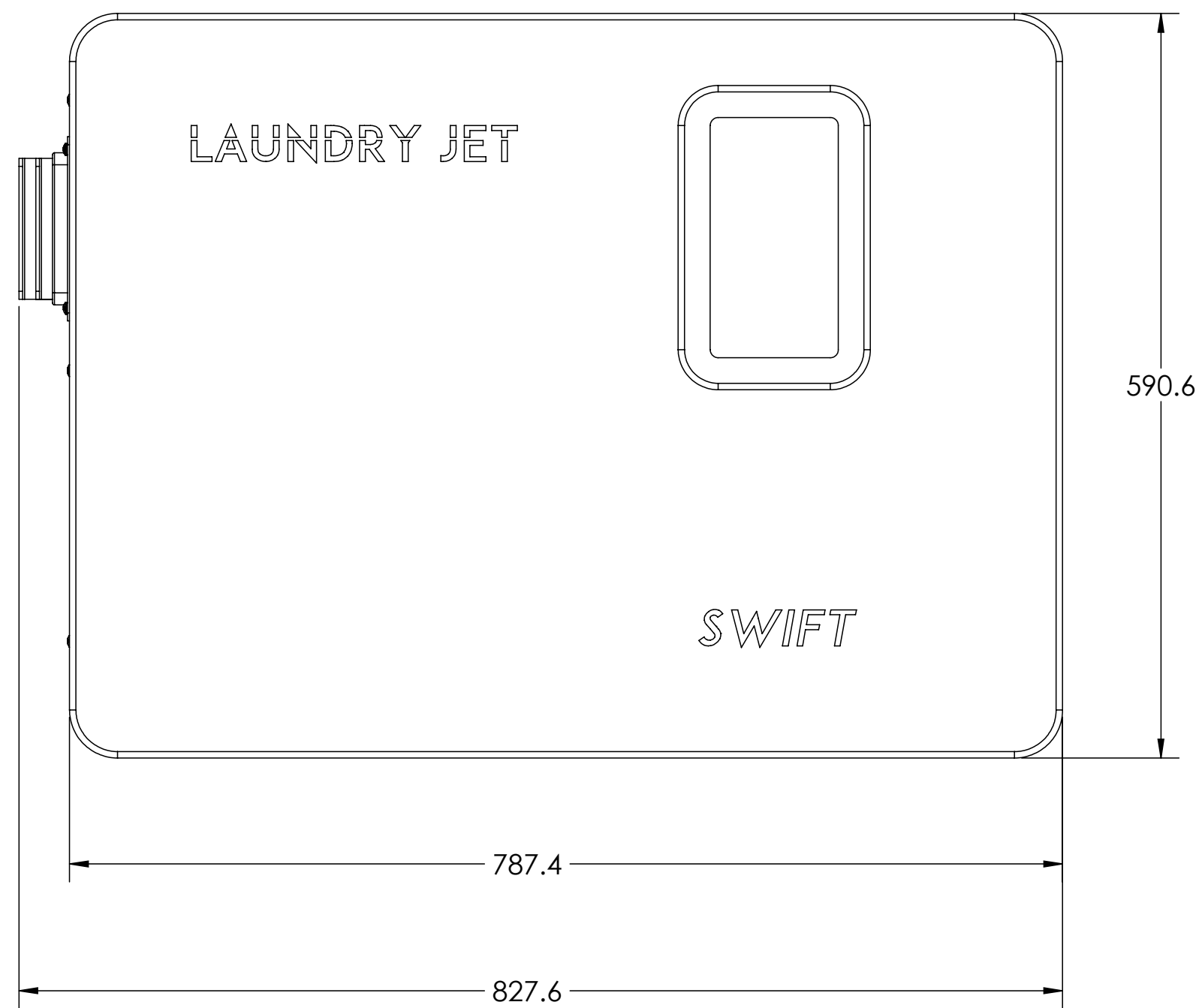

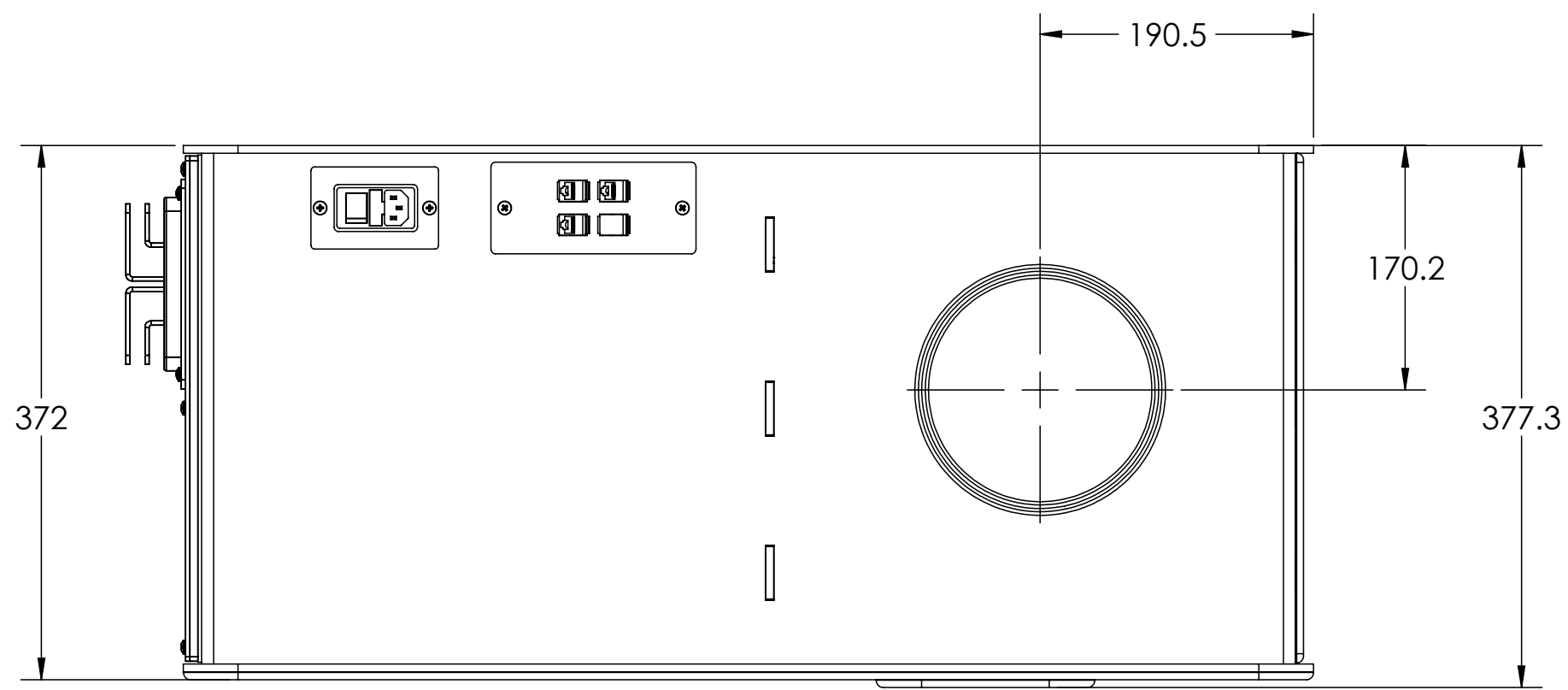


LAUNDRY JET SWIFT



SPECIFICATIONS

VOLTAGE: 220V
 AMPERAGE: 13 AMP
 CFM'S: 1000 CFM

PROPRIETARY AND CONFIDENTIAL
 THE INFORMATION CONTAINED IN THIS DRAWING IS THE SOLE PROPERTY OF LAUNDRY JET. ANY REPRODUCTION IN PART OR AS A WHOLE WITHOUT THE WRITTEN PERMISSION OF LAUNDRY JET IS PROHIBITED.

UNLESS OTHERWISE SPECIFIED:			
	NAME	DATE	
DIMENSIONS ARE IN MILLIMETRES	DRAWN	CW	11.29.22
TOLERANCES:	CHECKED	DH	11.29.22
FRACTIONAL ±	ENG APPR.	DH	11.29.22
ANGULAR: MACH ± BEND ±	MFG APPR.		
TWO PLACE DECIMAL ±	Q.A.		
THREE PLACE DECIMAL ±	CUSTOMER:		
MATERIAL			
FINISH			
DO NOT SCALE DRAWING			

LAUNDRY JET

TITLE: **Laundry Jet Swift**

SIZE	DWG. NO.	REV
A	LJ-SWIFT	6

SCALE: 1:4.5 WEIGHT: SHEET 1 OF 1